




## Removing the driver door control module



Driver door control module



The module is simply held in the panel by four friction clips, two on both sides. So you don't need any tools to remove it. Only will and firm grip!!



Holding the panel with one hand on the interior side, push up "firmly" on the module from front to back in order to loosen the 4 clips.



After all clips loosened, the module comes out easily.



Here's the control module without the door bezel



Split button!